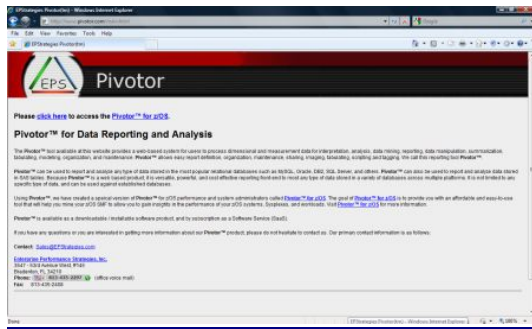


# Pivotor<sup>®</sup>

Product Solution

- A Data Mining Application -

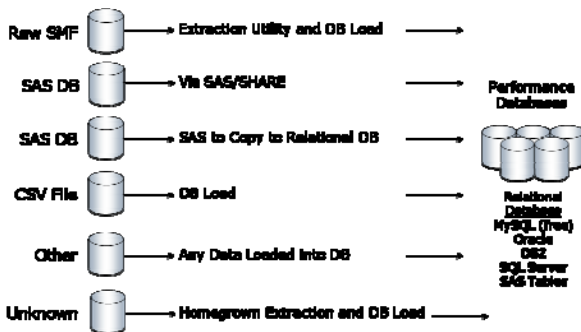


## Pivotor Product Components:

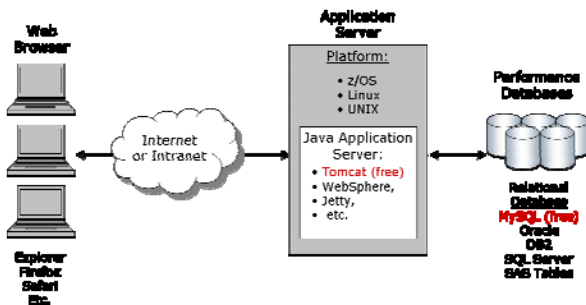
**Pivotor<sup>®</sup>** is a Web-based data mining, data analysis and data reporting solution which allows users to concentrate more on the benefits from the data while spending less time working to code SQL, struggling with data summarization, or actually having to code reports.

- Great front-end to MXG, MICS, TDS, CSV files, or any SAS tables
  - But also includes its own SMF data extraction component
- Great front-end to any relational database or SAS tables
  - So not limited to SMF data, or any platform specific data
  - Supports SAS, Oracle, DB2, MySQL, SQL Server, and others
- For SMF data, includes canned reports written by industry experts
- Provides interactive, ad-hoc, and background report processing

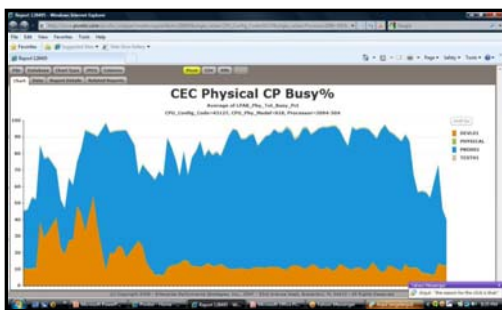
## Data Sources of Pivotor<sup>®</sup>



## Architecture of Pivotor<sup>®</sup>



## Sample Output of Pivotor<sup>®</sup> Product



**Reporter** enables Web-based front-end reports (internet or intranet). Allows for simple report creation and report organization. Provides ability to maintain private or community/shared reports and analysis. Easy to use data reporter, report editor, and report builder. Data mining solution with no coding, or need to understand SQL, SAS, or any reporting language.

**Pure Java Application** Flexible server side code runs in any Java Web Server on z/OS, UNIX, or Linux. Pivotor<sup>®</sup> installs in minutes.

**Canned Reports and Analysis** created to quickly get you started and productive. This functionality also provides you with the ability to create, maintain, and share report definitions with others.

## Pivotor Benefits:

Easy-to-use Data Mining application for any analyst that wants an exceptional data analysis and data mining experience. Allows analysis and reporting of data from many sources including Application Data, CSV Files, SMF, SAS, MXG, MICS, Tivoli or any data stored in any relational database.

## Pivotor Product Highlights:

Variety of report formats including web based real-time GUI Graphical and Tabular (Grid), archived HTML, CSV, XML, PNG/JPEG, rich-view for zooming. Reports can easily be created, tweaked, changed, organized, and executed.

Image capturing, modeled after a digital camera, for presentations. Scheduling available for capturing many reports in bulk so they will be ready at the time you want.

Simple scripting allows users to create their own reports in bulk, share report definitions, and to allow report definitions to be backed up.

Enterprise Performance Strategies, Inc.  
3547 - 53rd Ave. W., #145, Bradenton, FL 34210  
Phone: 813-435-2297 - Fax 813-435-2298

Website: [www.pivotor.com](http://www.pivotor.com)  
Email: [sales@epstrategies.com](mailto:sales@epstrategies.com)  
Email: [peter.enrico@epstrategies.com](mailto:peter.enrico@epstrategies.com)

Reductions, Pivotor and all other EPS Software products are registered trademarks or trademarks of Enterprise Performance Strategies, Inc.

All other registered trademarks or trademarks belong to their respective companies.

© 2011 Enterprise Performance Strategies, Inc. All rights reserved.